




eUROGEN CPMS Newsletter

Issue 1 (March/April 2019)

Hello, all. This is the first issue of a newsletter that I intend to issue every two months or so to keep you up to date with all things CPMS in euROGEN. If you have any comments, suggestions, questions, or requests for CPMS support, please don't hesitate to contact me at darren.shilhan@sth.nhs.uk.




CPMS improvements

A new release of CPMS (v.17) was released on 5th March. Webinars organised by DG Sante on 19th February and 21st March guided users through these changes. If you were unable to join either of these meeting, recordings of all such webinars are available via the CPMS home page after login.

The highlights of these changes are:

- A new tool for scheduling meetings and agenda setting in CPMS. This will allow you to propose a series of possible dates for meetings and thus see which date is best for the invitees – think Doodle poll!
- A new Panel Manager role to manage panels either from multiple ERNs within a single centre, or within specific thematic areas for a single ERN. The Panel Manager will be appointed by the Coordinator, and they will help ensure that panels are not left open for long periods of time.



Video conferencing in CPMS

We are aware of audio and/or video issues for some centres when trying to connect to CPMS meetings. There is no easy answer to these problems as each hospital set-up is different. The primary advice is to ensure that you are using the latest version of Google Chrome or, as an alternative, Mozilla Firefox. Other browsers are unlikely to work at the moment.

Additionally, you can also make sure that you are not running any other software at the same time that could be using the microphone and camera, e.g. Skype or WebEx. As a last resort, you can attempt to close the browser and try again.

If you still experience problems, please let me know, detailing your set-up, and we'll do our best to help you solve these issues.



Did you know?

eUROGEN now has 100 registered CPMS users and has created almost 60 panels!

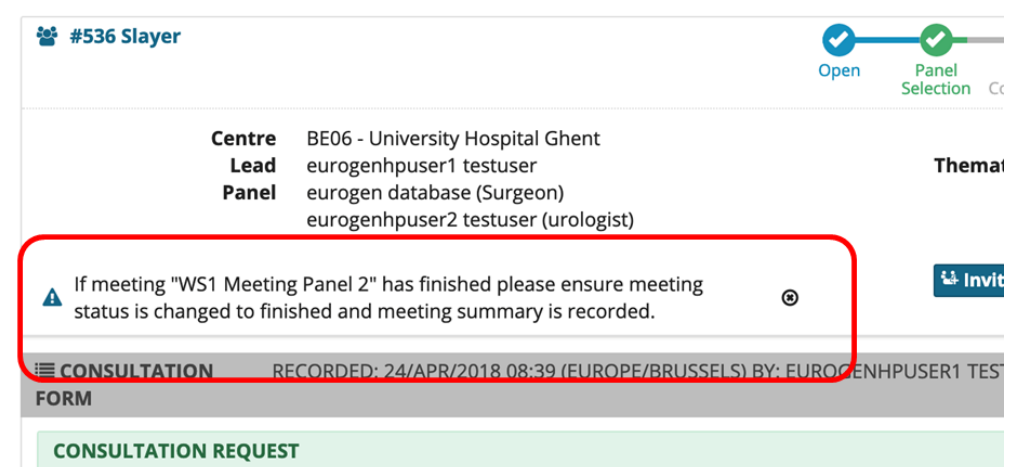


Therapy Corner: "What really annoys me most about CPMS is... the constant emails!"

Are you receiving daily email notifications that you have outstanding tasks in CPMS but find nothing in your tasklist? If so, don't worry! This can be resolved. At least temporarily.

These notifications are an unfortunate consequence of how the system currently works. However, we have raised this with DG Sante and this functionality will be changed in a future version (hopefully, ver.18).

In the meantime, you should go into CPMS, navigate to your Dashboard, and go through any panels in both the My Panels and Contributing Panels sections. Where you find a message similar to that to the right, click on the cross next to it to close it (and take the suggested action if you feel it's necessary).



The Knowledge: How a CPMS panel evolves

If you're struggling to know your Assessment from your Sign-off in CPMS, here we take a look at the life cycle of a panel, and what you should be doing at each stage of the journey along the workflow...

Open: The uploader/Panel Lead adds all available info on the patient that is pertinent to the case to the panel consultation form.

Panel Selection: Invite other experts to your panel to look at the patient information and collaborate, either through a video meeting, or by creating comments and tasks in the timeline.

Data Completion: The uploader/Panel Lead provides additional information to the consultation form as requested by any invited member of the panel.

Assessment: Each member of the panel, including the panel lead, can give a contribution regarding findings, recommendation, guidelines, medical opinion etc.

Outcome: Panel lead takes responsibility for synthesising the contributions of all panel members into an outcome that can be reviewed by all panel members and a common course of action agreed upon.

Sign-Off: The Panel Lead signs off the recorded outcome. The outcome is no longer editable once it has been signed off.

Closed: When you close the panel, it is still visible within the ERN but a closed panel cannot be restarted. Once closed, the Panel Lead is able to share patient info to registries/database if the patient gave their consent to do this.

Archived: When you archive a panel, it is no longer visible within the ERN, but is only visible to the enrolling centre. Furthermore, an archived panel cannot be restarted. This means that the Outcome Report is only visible to the enrolling centre, and all other previously visible information is now hidden, and can only be accessed via the Outcome Report.



Training

Thanks to everyone who responded to my request for CPMS training needs in December and January. I've hopefully managed to contact everyone by now, as well as quite a number of potential new users.

If you still require help, whether that be by email, phone, video conference or face-to-face tuition, please let [me](#) know, and I'll make the necessary arrangements.

Meanwhile, please remember that there is a [CPMS training environment](#) where you can test out almost all the functionality that is available in the Live version. If you want to practice uploading a patient or arranging a meeting, this is a great resource for learning how to do this without the risk of using actual patient information.

[Email](#) me for the login details!



Upcoming Events

- Monday 1st April
 - 16:00-18:00 CET WS1 Webex Meeting and CPMS Discussion
- Tuesday 2nd April
 - 18:00-20:00 CET WS3 Webex Meeting and CPMS Discussion
- Tuesday 7th May
 - 18:00-20:00 CET WS3 Webex Meeting and CPMS Discussion
- Monday 13th May
 - 16:00-18:00 CET WS1 Webex Meeting and CPMS Discussion